



**ACME ENGINEERING &
MANUFACTURING CORPORATION**
P.O. Box 978
Muskogee, OK 74402
Phone 918/682-7791
Fax 918/682-0134
email: acmeccm@acmefan.com

INSTALLATION INSTRUCTIONS TOP MOUNT AUTOMATIC BELT TIGHTENER

For Fans with Motor Mounted

1. Shut off power to the fan.
2. Remove the belt and motor. Note: The motor mounting bolts will be used to mount the belt tightener.

For Fans With Motor Mounted or For New Fans

1. Remove the motor base and install the motor base in the two lower slots of the support channel as shown in Figure 2. The motor base has tabs that contact the support channel. Use the tabs to insure that the motor base is square with the support channel when tightening the motor base mounting bolts.
2. Mount the belt tightener top to the motor using the bolt supplied. Looking into the rear of the motor, the spring slots should be on the right side of the motor. The motor should be installed with the right side of the motor against the right side of the belt tightener top as shown in Figure 3.
3. Mount the belt tightener bottom and the spring plate to the fan motor base. Match the holes in the belt tightener bottom to the slots in the fan motor base using the motor mounting bolts and the additional bolts supplied.
4. Mount the motor and belt tightener top assembly to the fan by aligning the hinge pin holes of the belt tightener top and belt tightener bottom and inserting the hinge pin. Place the provided TEFLON washer between the pin holes in the belt tightener top and belt tightener bottom. The TEFLON washer should go on the side depicted in figure 1. Secure the hinge pin with the hitch pins as shown in Figures 1 and 3.
5. Install the $5/16"$ (7.9 mm) x 6" (177.8 mm) hex head bolts, cup washers, springs and lock nuts as shown in Figures 1 and 3.
6. Install the belt.
7. Tighten the lock nut on the spring assembly so that the compressed spring is $1\frac{3}{4}$ inches (50.9 mm) as shown in Figure 3. When the belt is installed, the motor should be sitting in a horizontal position as shown in Figure 3. The horizontal position can be obtained by adjusting the fan motor base up or down.
8. Check the alignment of the motor sheave and fan sheave as shown in Figure 4. Adjust the alignment if necessary. Measure from the support channel to the fan and motor drive. This dimension should be the same.

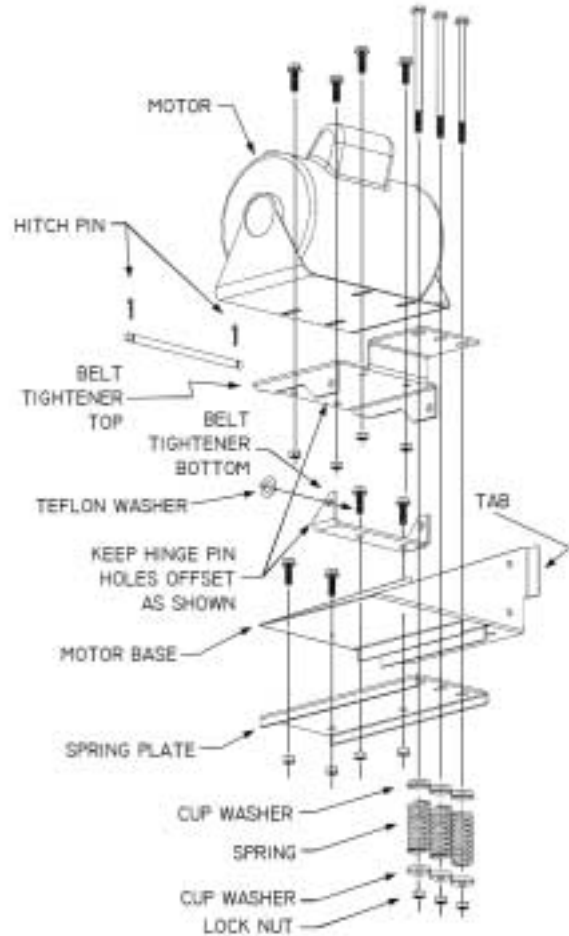


Figure 1

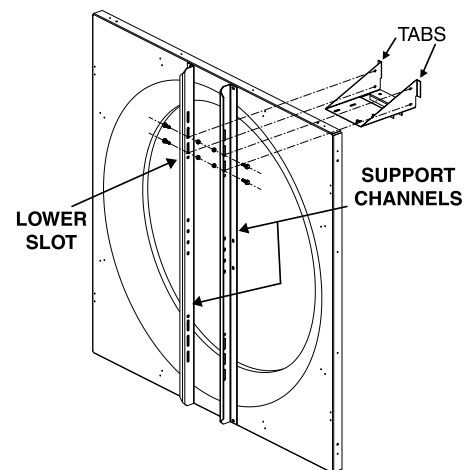


Figure 2

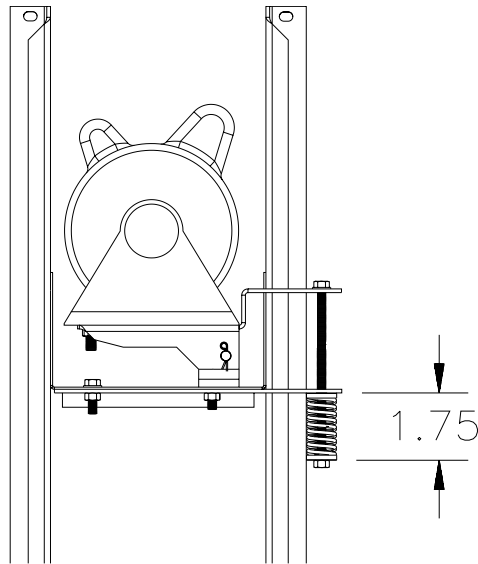


Figure 3

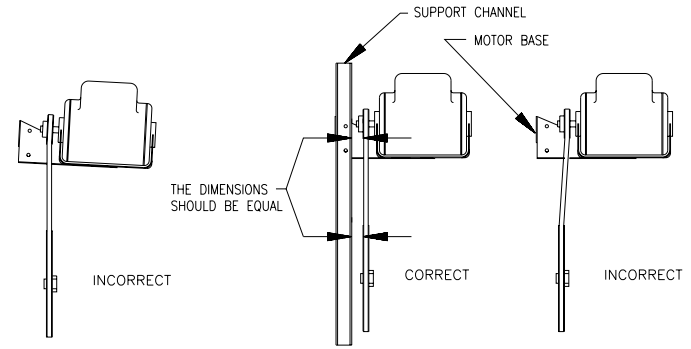


Figure 4

NOTICE

These instructions cover the usual installation, operation and maintenance methods for which the product(s) was designed. They do not purport to cover all details or variations in the product(s) nor to provide for every possible contingency that might be met in connection with the installation, operation and maintenance. For any departures from these instructions, or should particular problems arise which are not covered sufficiently for the purchaser's purpose, the matter should be referred to the Company.

DISCLAIMER

The Company has made a diligent effort to illustrate and describe the products in this literature accurately; however, such illustrations and descriptions are for the sole purpose of identification, and do not express or imply a warranty that the products are merchantable, or fit for a particular purpose, or that the products will necessarily conform to the illustrations or descriptions or dimensions.

WARNING

Acme products are designed and manufactured to provide reliable performance but they are not guaranteed to be 100% free of defects. Even reliable products will experience occasional failures and this possibility should be recognized by the User. If these products are used in a life support ventilation system where failure could result in loss or injury, the User should provide adequate back-up ventilation, supplementary natural ventilation or failure alarm system, or acknowledge willingness to accept the risk of such loss or injury.

LIMITED WARRANTY

WARRANTY AND DISCLAIMER: Acme Engineering and Manufacturing Corporation extends this limited warranty to the original buyer and warrants that products supplied by the Company, shall be free from original defects in workmanship and materials for two years from date of shipment (except for the warranty periods noted for products in the paragraph immediately following), provided same have been properly handled, stored, installed, serviced, maintained and operated. This warranty shall not apply to products which have been altered or repaired without the Company's express authorization, or altered or repaired in any way so as, in the Company's judgment, to affect its performance or reliability, nor which have been improperly installed or subjected to misuse, negligence, or accident, or incorrectly used in combination with other substances. Evaporative cooling pads are warranted to be free of defects in materials and workmanship for a period of two years from date of shipment provided same have been properly handled, stored, installed, serviced, maintained and operated; and further, not subjected to excessive heat, corrosive agents or chemicals, or mechanical abuse that may cause tearing, crushing or undue deterioration, nor used on a system or in a manner other than that for which it was designed as explained in the product literature. The Buyer assumes all risks and liability for results of use of all products.

Acme's exclusive duplex split pillow block bearings and shaft are warranted to be free of defects in materials and workmanship for a period of five years from date of shipment. Belts are warranted to be free of defects in materials and workmanship for a period of one year from date of shipment. Polyethylene tubing is warranted to be free of defects in materials and workmanship for a period of 90 days from date of shipment.

LIMITATION OF REMEDY AND DAMAGES: All claims under this warranty must be made in writing and delivered to P. O. Box 978, Muskogee, Oklahoma, 74402, within 15 days after discovery of

the defect and prior to the expiration of two years from the date of shipment by the Company of the product claimed defective, and Buyer shall be barred from any remedy if Buyer fails to make such claim within such period.

Within 30 days after receipt of a timely claim, the Company shall have the option either to inspect the product while in Buyer's possession or to request Buyer to return the product to the Company at Buyer's expense for inspection by the Company. The Company shall replace, or at its option repair, free of charge, any product it determines to be defective, and it shall ship the repaired or replacement product to Buyer F.O.B. point of shipment; provided, however, if circumstances are such as in the Company's judgment to prohibit repair or replacement to remedy the warranted defects, the Buyer's sole and exclusive remedy shall be a refund to the Buyer of any part of the invoice price, paid to the Company, for the defective product or part.

The Company is not responsible for the cost of removal of the defective product or part, damages due to removal, or any expenses incurred in shipping the product or part to or from the Company's plant, or the installation of the repaired or replaced product or part.

Implied warranties, when applicable, shall commence upon the same date as the express warranty provided above, and shall, except for warranties of title, extend only for the duration of the express warranty. Some states do not allow limitations on how long an implied warranty lasts, so the above limitation may not apply to you. The only remedy provided to you under an applicable implied warranty and the express warranty shall be the remedy provided under the express warranty, subject to the terms and conditions contained therein. The Company shall not be liable for incidental and consequential losses and damages under the express warranty, any applicable implied warranty, or claims for negligence, except to the extent that this limitation is found to be unenforceable under appli-

cable state law. Some states do not allow the exclusion or limitation of incidental or consequential damages, so the above limitation or exclusion may not apply to you. This warranty gives you specific legal rights, and you may also have other rights which vary from state to state.

No employee, agent, dealer, or other person is authorized to give any warranties on behalf of the Company or to assume for the Company any other liability in connection with any of its products except in writing and signed by an officer of the Company.

REPLACEMENT PARTS If replacement parts are ordered, buyer warrants that the original components in which these replacement parts will be placed are in satisfactory working condition, and when said replacement parts are installed, the resultant installation will operate in a safe manner, at speeds and temperatures for which the original equipment was purchased.

TECHNICAL ADVICE AND RECOMMENDATIONS, DISCLAIMER: Notwithstanding any past practice or dealings or any custom of the trade, sales shall not include the furnishing of technical advice or assistance or system design. Any such assistance shall be at the Company's sole option and may be subject to additional charge.

The Company assumes no obligation or liability on account of any recommendations, opinions or advice as to the choice, installation or use of products. Any such recommendations, opinions or advice are given and shall be accepted at your own risk and shall not constitute any warranty or guarantee of such products or their performance.

GENERAL In no event shall any claim for consequential damages be made by either party. The Company will comply with all applicable Federal, State, and local laws.